

Community Survey Executive Summary

School District of Horicon

Overview: The School District of Horicon Board of Education requested School Perceptions conduct a survey this fall to determine how the District should address the needs of the nearly 100 year old Van Brunt Elementary School as well as public support for projects at Horicon Junior/Senior High School.

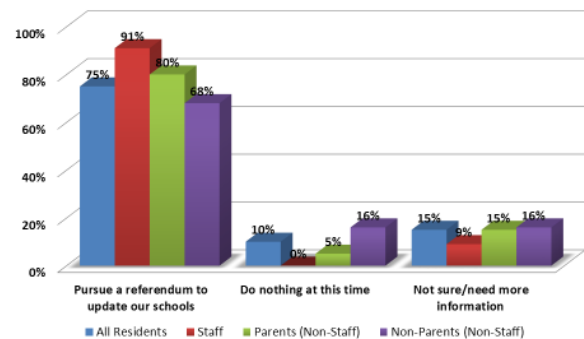
The community survey was conducted in November and December of 2017. The survey had a response rate of 19%, with:

- 105 Staff
- 197 Parents (non-staff)
- 305 Non-staff/non-parents

Addressing facilities needs

There is strong support across all respondent subgroups for the District to explore a referendum to update and expand District schools.

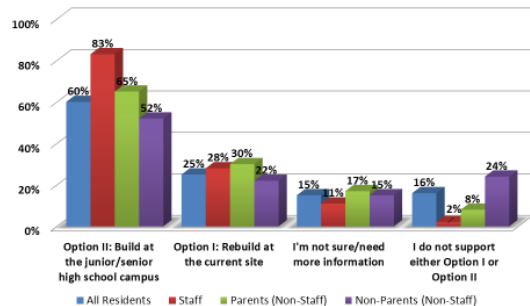
What advice would you give the School Board?
(Residents Only)



Van Brunt Elementary

The survey asked respondents to provide their feedback on how best to address the needs at Van Brunt Elementary. The survey found that there was majority support across all respondent groups to build a new school at the junior/senior campus at a cost of \$20.8 million.

Please select ALL option(s) that you would support. *(Residents Only)*



Update Middle/High School

The survey tested community support for five projects at the middle/high school. The greatest support across all three respondent subgroups was to address building security at a cost of \$1.1 million and update building infrastructure at a cost of \$8.4 million.

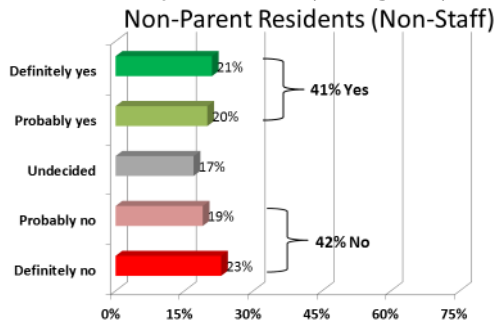
Additional Projects

The survey tested community support for building an outdoor athletic field as well as support for an auditorium. While both parents and staff support these projects, there is likely not enough support from the general community (non-parent, non-staff), which represent the largest voting bloc.

Would you support an additional \$3.8 million for building an outdoor athletic field?

Representing an additional estimated annual tax increase of approximately \$51.00 (\$4.25 per month)** for each \$100,000 of property value.

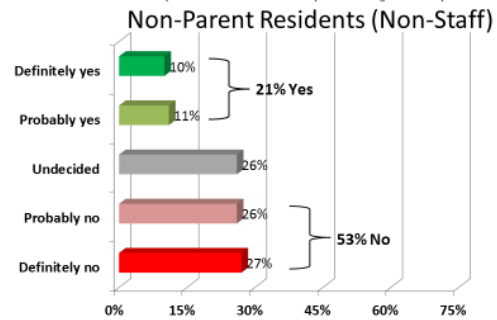
** The projected tax reduction is being applied to school projects. Therefore, these additional projects would require additional debt and represent a higher tax impact.



Would you support an additional \$9 million for building an auditorium?

Representing an additional estimated annual tax increase of approximately \$122 (\$10.17 per month)** for each \$100,000 of property value.

** The projected tax reduction is being applied to school projects. Therefore, these additional projects would require additional debt and represent a higher tax impact.



Financial Support

Based on the School Perceptions methodology of determining tax tolerance for your community, the survey shows the community would support a referendum of \$20 and possibly up to \$23 million.

How much of a tax increase would you support through a referendum, assuming the projects included were acceptable to you?

